



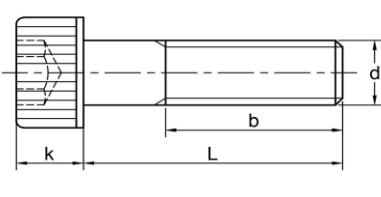
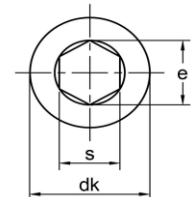
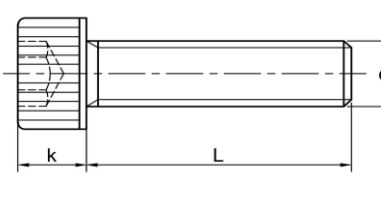
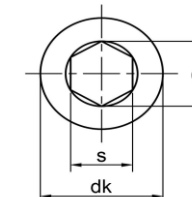


CS	CAP SCREW	Part Number Designation					
		CSHS-FK	-	M3	-	6.0	-
CSHS	CAP SCREW - HEXAGON SOCKET						
		Type		Thread Code		Length	Material
Metric DIN 912 Hexagon Socket Head Cap Screw with Knurling		CSHS-K			CSHS-FK		

Unit: mm

Thread size	Thread code (d)	Type		Head					Material	
		Part of thread	Full Thread	Head Diameter (dk)	Head Height (k)	Across The Flats (s)	(b) Only reference	Across The Corners min (e)	Symbol	Stand for
M1.6x0.35	M1.6	CSHS-K	CSHS-FK	2.86 - 3.14	1.46 - 1.60	1.52 - 1.58	15	1.73	SS	304/A2/18-8 Stainless Steel
M2x0.4	M2			3.62 - 3.98	1.86 - 2.00	1.52 - 1.58	16	1.73		
M2.5x0.45	M2.5			4.32 - 4.68	2.36 - 2.50	2.02 - 2.08	17	2.30	SCR	316/A4 Stainless Steel
M3x0.5	M3			5.32 - 5.68	2.86 - 3.00	2.52 - 2.58	18	2.87		
M4x0.7	M4			6.78 - 7.22	3.82 - 4.00	3.02 - 3.08	20	3.44	Z112	Class 12 Steel Zinc Plated
M5x0.8	M5			8.28 - 8.72	4.82 - 5.00	4.020 - 4.095	22	4.58		
M6x1.0	M6			9.78 - 10.22	5.70 - 6.00	5.02 - 5.14	24	5.72	Z112B	Class 12 Steel Black Zinc Plated
M8x1.25	M8			12.73 - 13.27	7.64 - 8.00	6.02 - 6.14	28	6.86		
M10x1.5	M10			15.73 - 16.27	9.64 - 10.00	8.025 - 8.175	32	9.15		
M12x1.75	M12			17.73 - 18.27	11.57 - 12.00	10.025 - 10.175	36	11.43		
M14x2.0	M14			20.67 - 21.33	13.57 - 14.00	12.032 - 12.212	40	13.72		
M16x2.0	M16			23.67 - 24.33	15.73 - 16.00	14.032 - 14.212	44	16.00		
Length (L)				2.5 ± 0.2	8.0 ± 0.29	25.0 ± 0.42	50.0 ± 0.5	80.0 ± 0.6	VXA010624	
				3.0 ± 0.2	10.0 ± 0.29	30.0 ± 0.42	55.0 ± 0.6	90.0 ± 0.7		
				4.0 ± 0.24	12.0 ± 0.35	35.0 ± 0.5	60.0 ± 0.6	100.0 ± 0.7		
				5.0 ± 0.24	16.0 ± 0.35	40.0 ± 0.5	65.0 ± 0.6	110.0 ± 0.7		
				6.0 ± 0.24	20.0 ± 0.42	45.0 ± 0.5	70.0 ± 0.6	120.0 ± 0.7		