


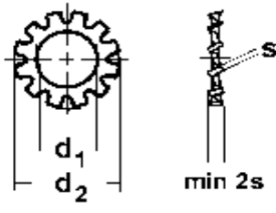
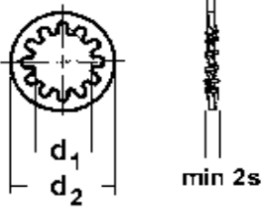


W	WASHER	Part Number Designation		
		WTL-D6797A	- M3	- ZI
WTL-D6797	WASHER - TOOTH LOCK- DIN6797			
		Type	Bolt Thread	Material
Metric DIN6797 Tooth Lock Washer		WTL-D6797A		WTL-D6797J
				

Unit: mm

Bolt		Type		Inside Diameter (d1)	Outside Diameter (d2)	Tooth Thickness Only ref (s)	Teeth min	Material		
		Tooth Lock - DIN6797						Symbol	Stand for	
Size	Thread	DIN6797A	DIN6797J							
2.2	M2	WTL-D6797A	WTL-D6797J	2.2 - 2.34	4.2 - 4.5	0.3	6	SS	304/A2/18-8 Stainless Steel	
2.7	M2.5			2.7 - 2.84	5.2 - 5.5	0.4	6			
3.2	M3			3.2 - 3.38	5.7 - 6.0	0.4	6	SCR	316/A4 Stainless Steel	
3	M3.5			3.0 - 3.88	6.64 - 7.0	0.5	6			
4.3	M4			4.3 - 4.48	7.64 - 8.0	0.5	8	BOS	Black Oxide Steel	
5.3	M5			5.3 - 5.48	9.64 - 10.0	0.6	8			
6.4	M6			6.4 - 6.62	10.57 - 11.0	0.7	8	ZI	Zinc Plated Steel	
7.4	M7			7.4 - 7.62	12.07 - 12.05	0.8	8			
8.4	M8			8.4 - 8.62	14.57 - 15.0	0.8	8	VXA010624		
11	M10			10.5 - 10.77	17.57 - 18.0	0.9	9			
13	M12			13.0 - 13.27	19.98 - 20.5	1.0	10			
15	M14			15.0 - 15.27	23.48 - 24.0	1.0	10			
17	M16			17.0 - 17.27	25.48 - 26.0	1.2	12			